

---

# **EUDL Block Grant Performance Reporting: Review and Summary**

---

**Presented at the  
9th Annual Leadership  
Conference: Empowering  
Leadership to Enhance What  
Works**

**August 3, 2007**

---

# Agenda

1. Learning Objectives
2. Defining Performance Measurement
3. EUDL Performance Measures
4. EUDL Performance from July through December 2006
5. Performance Reporting

---

# Learning Objectives

Attendees will:

- Improve understanding of EUDL Block Grant performance measures.
- Gain insight about what the EUDL Block Grant program is achieving at the national level.
- Discuss ways to present the performance data that are collected for OJJDP and methods for using those data at the State-level.

---

# Defining Performance Measurement: Helpful Definitions

**Goals-** a broad statement, written in general terms, that conveys the program's intent to change, reduce, or eliminate an identified problem.

**Objectives-**specific, quantifiable statements of the desired results of the program, and they should be clearly connected to the problem identified in the goal.

---

# Defining Performance Measurement: Helpful Definitions (cont)

**Performance Measurement-** The use of particular values or characteristic outcomes to assess a program's progress towards its stated GOAL.

**Evaluation-** Objective measurement and systematic analysis to determine the manner and extent to which a program achieves its intended GOAL.

# EUDL Performance Measures: OJJDP's EUDL Goals

- EUDL supports and enhances efforts by states and local jurisdictions to prohibit the sale of alcoholic beverages to minors and the purchase and consumption of alcoholic beverages by minors.
- EUDL funds support the development of programs to improve the enforcement of underage drinking laws.

# EUDL Performance Measures: Translating Goals to Measures

Goal Statement	Performance Areas
Supports and enhances efforts by states and local jurisdictions	Amount of change in level of state and local jurisdiction effort (e.g., number of new programs, number of new partners, etc)
Prohibit the sale of alcoholic beverages to minors and the purchase and consumption of alcoholic beverages by minors	<ul style="list-style-type: none"><li>■ Amount of reduction in sales to minors</li><li>■ Amount of reduction in consumption by minors</li></ul>
Improve the enforcement of underage drinking laws	<ul style="list-style-type: none"><li>■ Amount of improvement in enforcement (e.g., level of compliance monitoring, number of enforcement activities, increased use of evidence based enforcement strategies, etc.)</li></ul>

---

# **EUDL Performance Measures: 3 Categories**

- **Coalitions (To Support Youth/Statewide Task Forces and/or Coalitions)**
- **Media (To Support Public Advertising Campaigns)**
- **Enforcement (To support innovative programs/processes to prevent and combat underage drinking)**

# EUDL Performance Measures: Coalitions

- Number of youth involved in:
  - EUDL task force activities during the reporting period and type of involvement
  - EUDL underage drinking enforcement activities during the reporting period and type of involvement
  - Other (non-EUDL task force/coalition-related) underage drinking enforcement activities and type of involvement
  
- Number and types of agencies involved in EUDL task force and/or coalition activities that support underage drinking prevention and/or enforcement of underage drinking laws during the reporting period
  
- Number and percent of task forces and/or coalitions addressing underage drinking issues in your state that were created as a result of EUDL funding.
  
- Does your State have an active state-level task force dedicated to underage drinking prevention/enforcement?
  
- Number of:
  - Local coordinators that lead local coalition/task force efforts during the reporting period
  - Policies or procedures related to underage drinking that came into existence, were amended, or were rescinded during the reporting period

---

# EUDL Performance Measures: Media

- Number and types of earned media coverage episodes/events that occurred related to EUDL activities, underage drinking prevention, and/or enforcement during the reporting period.
- The types of media education utilized to advance underage drinking prevention/enforcement initiatives during the reporting period.
- Type of educational activities conducted, during the reporting period.
- Institutional policy outcomes realized in your State as a result of EUDL activities during the reporting period.

---

# EUDL Performance Measures: Enforcement

- Whether and who conducted Compliance check/minor decoy operations conducted during this reporting period.
  - Number and percent of off and on-premise establishments checked during this reporting period that were in compliance.
  - Underage drinking enforcement operations (other than compliance checks) conducted during this reporting period (types and agencies involved).
  - Number of adult and youth citations issued during enforcement operations conducted during this reporting period.
  - Educational activities implemented regarding any underage drinking best practices during the reporting period.
  - Agencies that provided funding for underage drinking enforcement/prevention efforts during the reporting period.
  - Type of activities that were supported, at least in part, using non-EUDL funds.
-

---

# EUDL Performance Measures

Do these measures reflect your EUDL programs?

Are there other areas of performance you would like to be able to report?

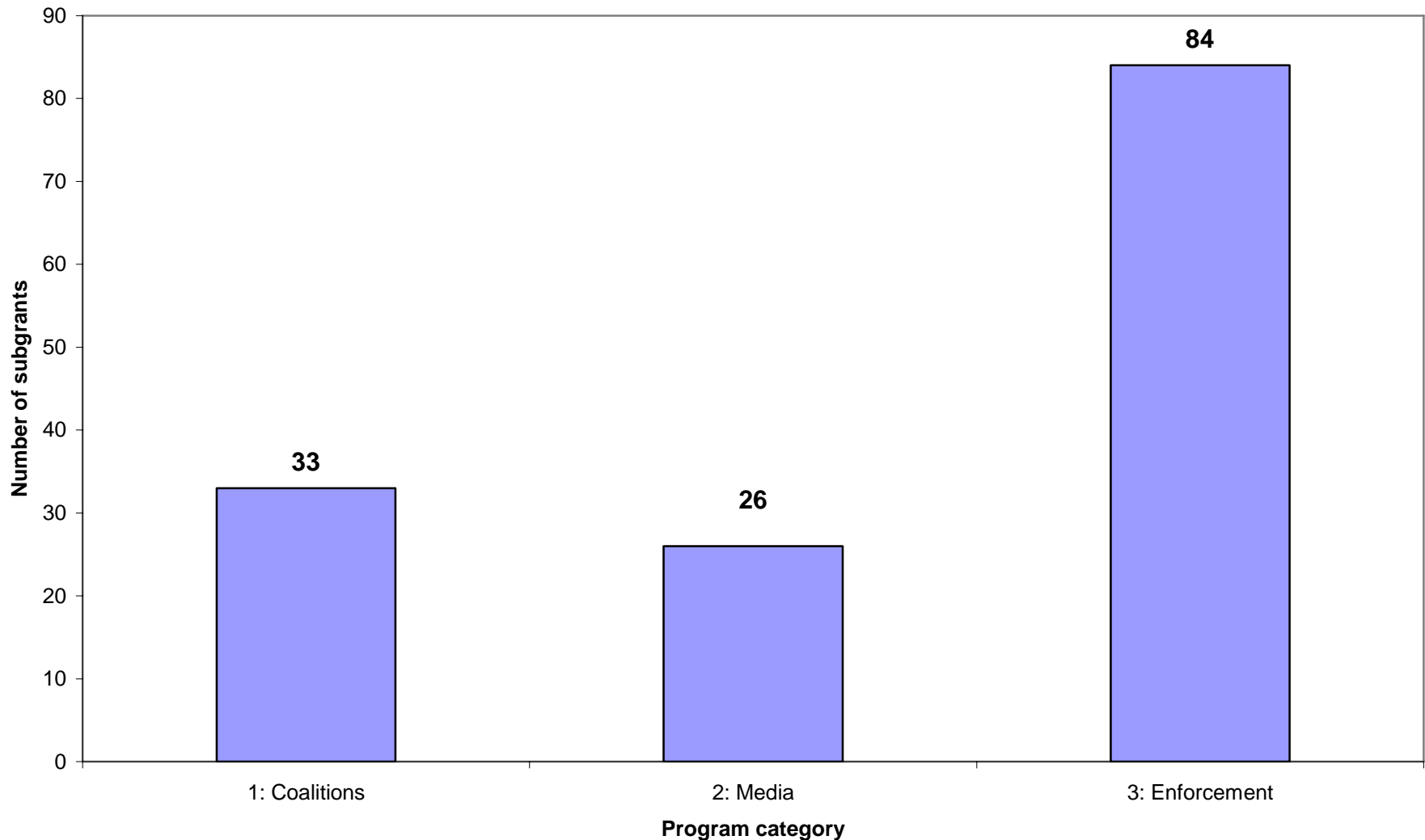
---

# EUDL Performance from July through December 2006

- 65% of grantees reported data for 143 subgrants
- 39% of programs used evidence-based strategies
- 1% of subgrantees were faith-based programs

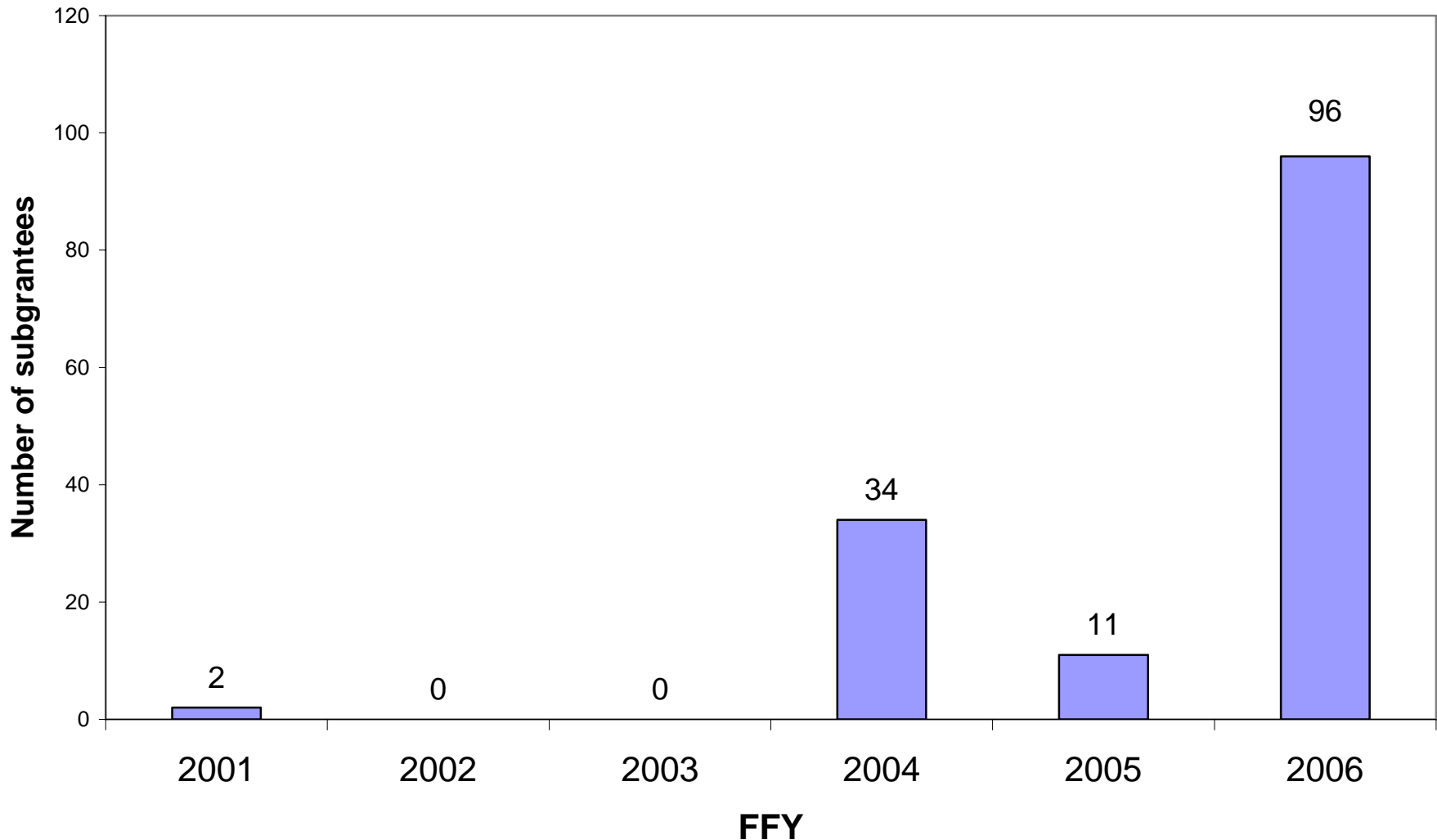
# EUDL Performance from July through December 2006

Number of subgrants per program category



# EUDL Performance from July through December 2006

Number of subgrantees per FFY



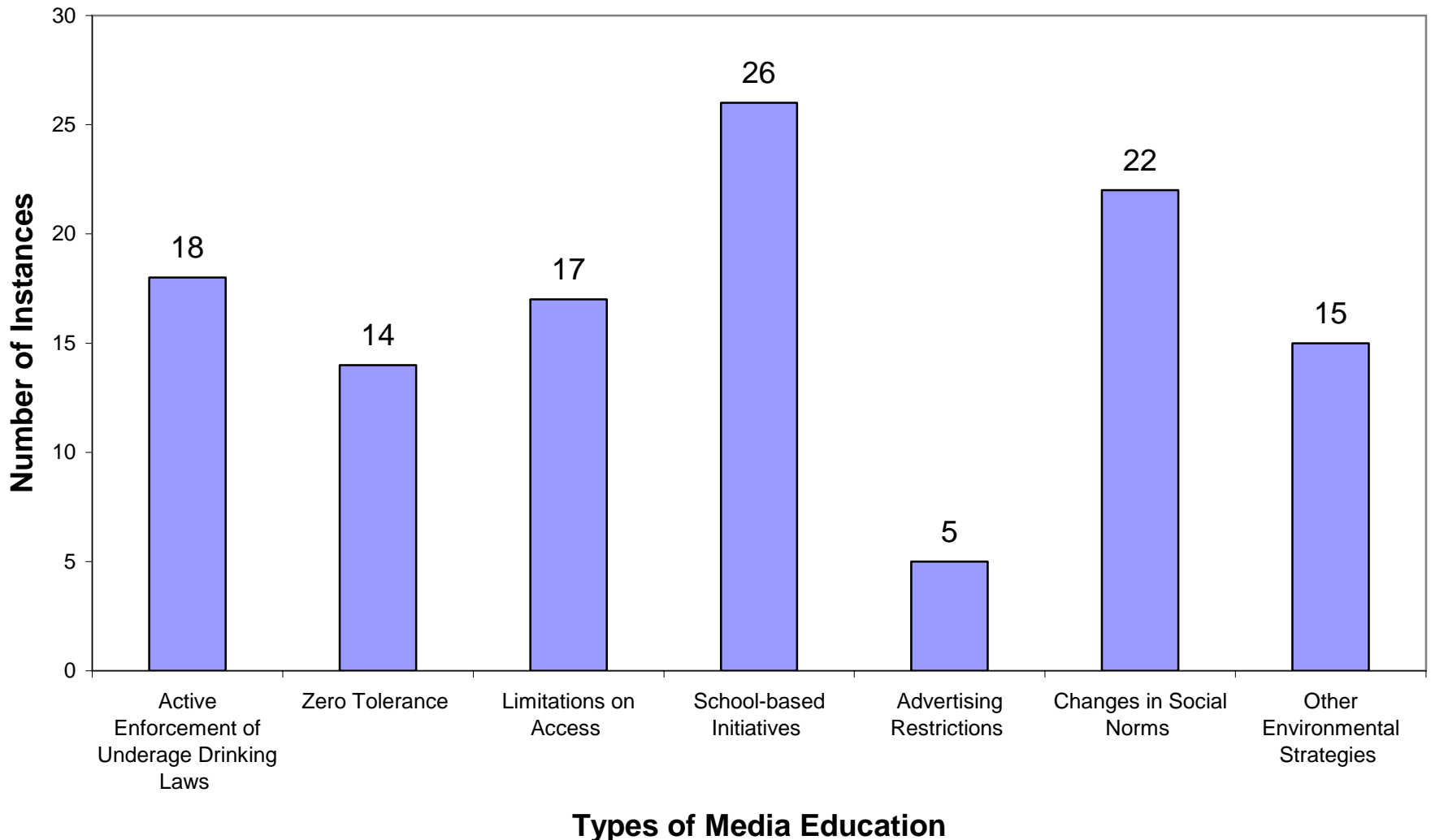
---

# **EUDL Performance from July through December 2006: Coalitions**

- 22,731 youth involved in task force activities
- 12,246 youth involved in task force leadership activities
- 196 task forces were created as a result of EUDL funding
- 34 States have active state-level task forces dedicated to preventing underage drinking
- 18 policies were changed during the reporting period

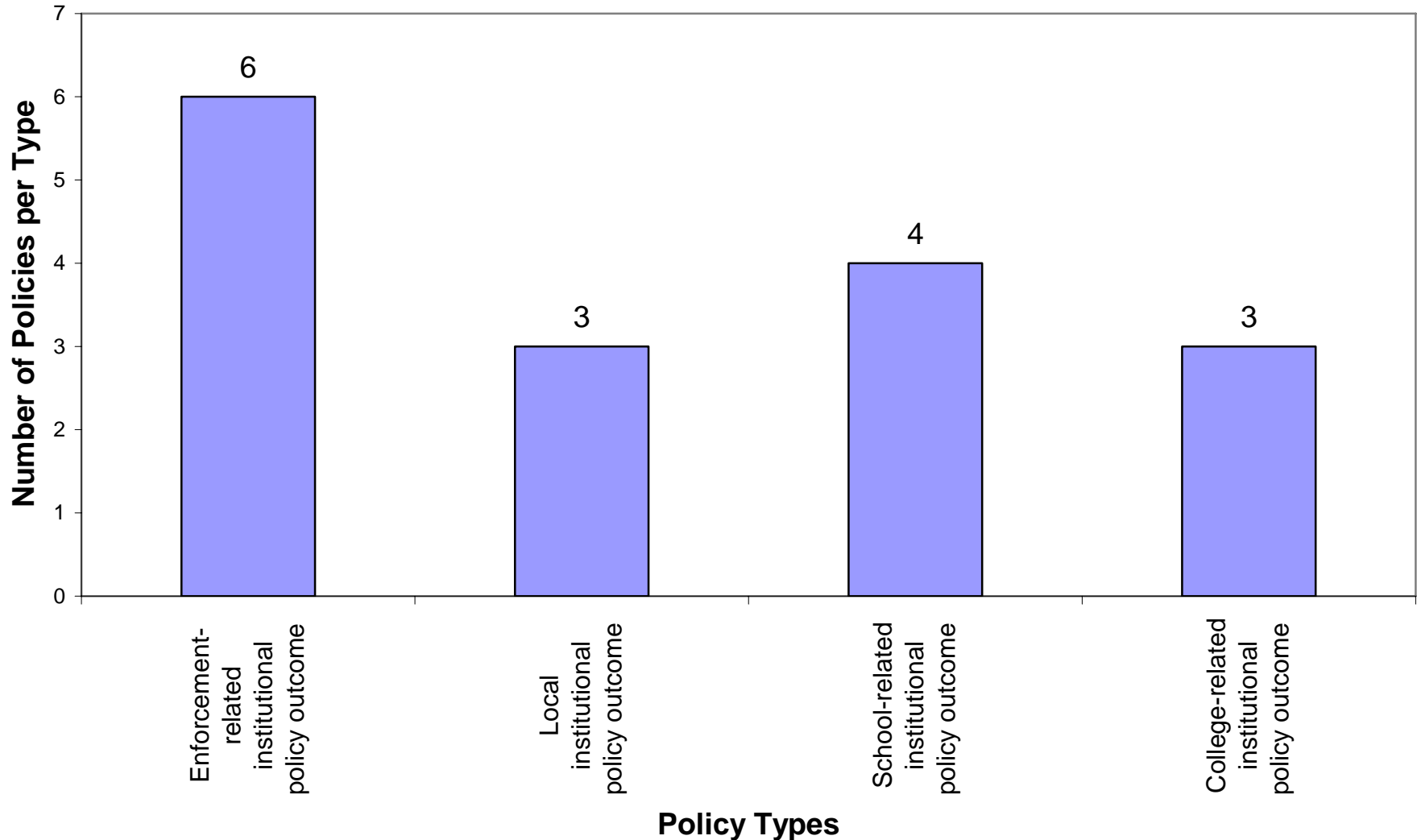
# EUDL Performance from July through December 2006: Media

## Types of media education utilized



# EUDL Performance from July through December 2006: Media

Institutional policy outcomes realized



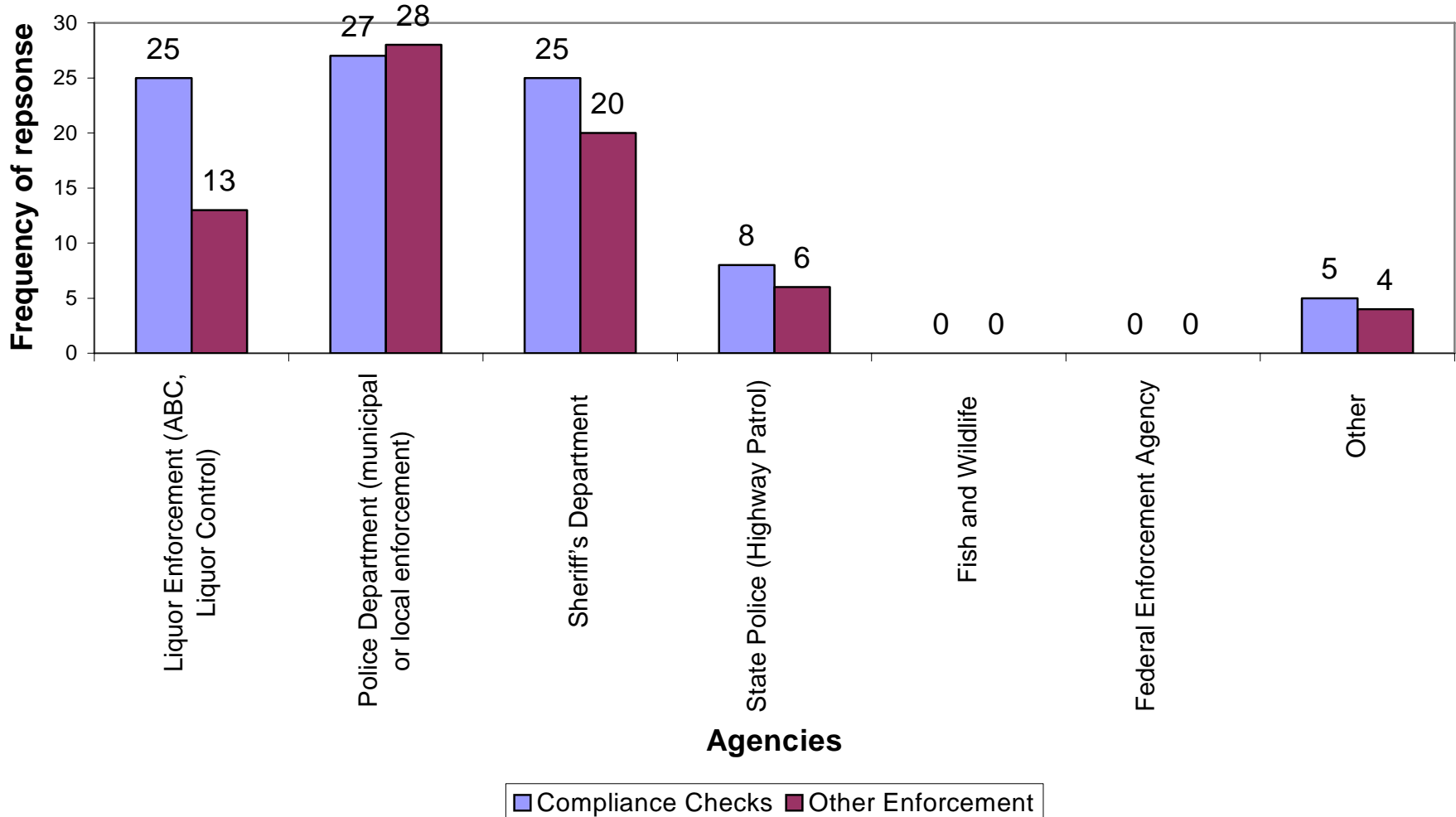
---

# **EUDL Performance from July through December 2006: Enforcement**

- 79% of on premise establishments checked were in compliance
- 86% of off premise establishments checked were in compliance
- 3,723 adult citations issued during enforcement operations
- 4,446 youth citations issued during enforcement operations

# EUDL Performance from July through December 2006: Enforcement

Types of agencies involved in conducting underage drinking enforcement operations



---

# FAQs from the DCTAT-TA line

---

# Performance Reporting: Report Types

- **Summary Report:** A summary of both State/Territory and national respondent characteristics and performance data
- **Performance Report for attachment to GMS:** A summary of only State/Territory respondent characteristics and performance data
- **Subgrant Summary:** A summary of performance data by subgrant and subgrantee

---

# Performance Reporting: Discussion

- In what format would you like to have your performance data?
- How might you use these performance data?
- Are there specific comparisons you would like to see?
  - Comparing evidence based projects to non-evidence based?
  - Comparing by implementing organization type?

---

# Contact Information

DCTAT-TA Team  
CSR, Incorporated

1-866-487-0512

[ojjdp-dctat@csrincorporated.com](mailto:ojjdp-dctat@csrincorporated.com)